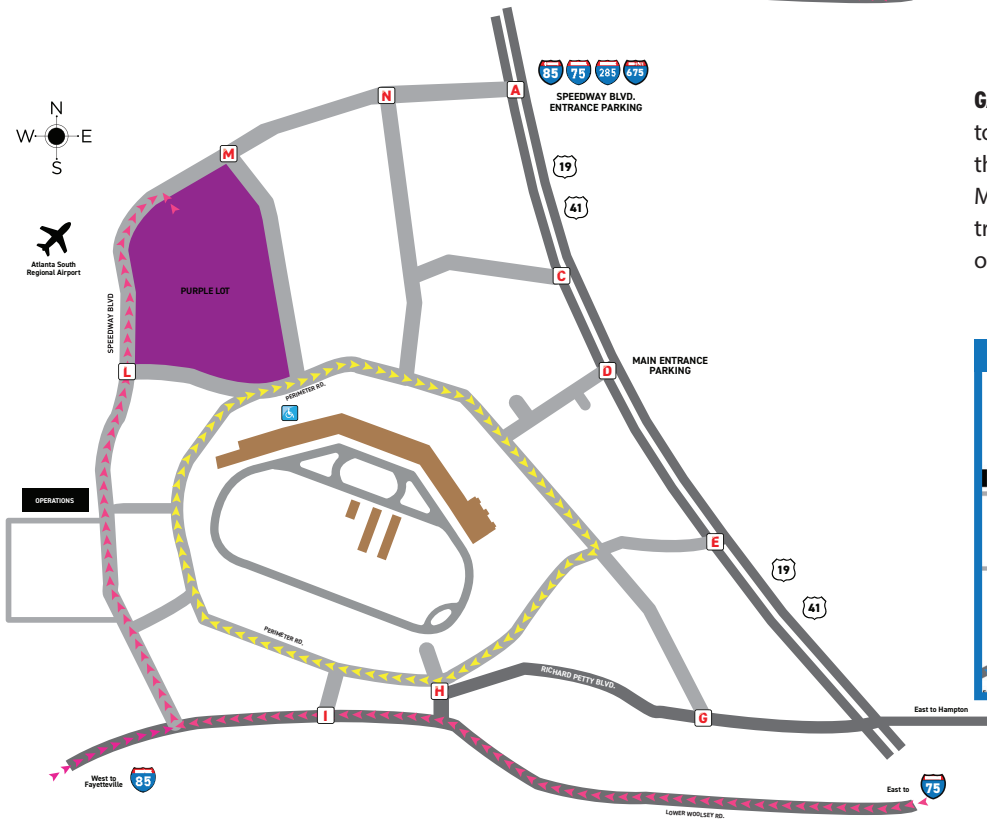
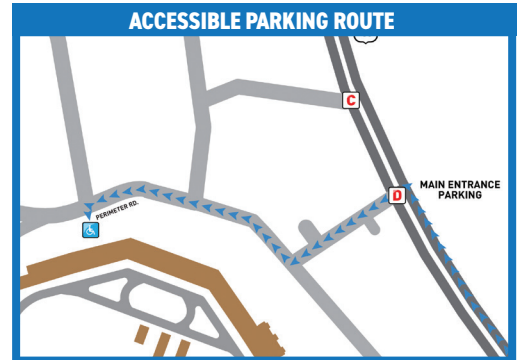
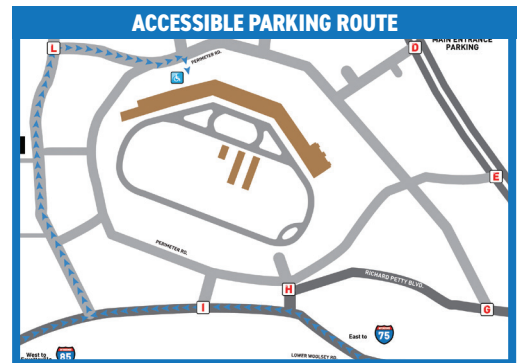


**NORTHBOUND 19/41** race traffic may enter through Lower Woolsey Rd. or the main entrance. Lower Woolsey Rd. traffic will be directed to park in the **PURPLE** parking lot. Main entrance traffic will be directed into the **BLUE** parking lot. Credentialed traffic enter at Entrance E off of 19/41 before the main entrance.



**GA Hwy 20** race traffic will be directed to park in the **PURPLE** parking lot on the South/West side of the Atlanta Motor Speedway property. Credentialed traffic stay in right hand lane and enter off of Lower Woolsey at Entrance H.



**SOUTHBOUND 19/41** race traffic must turn on to Speedway Blvd. and will be directed to park in the **Red** or **Green** parking lots on the north side of the Atlanta Motor Speedway property. Credentialed vehicles stay in left hand lane of 19/41, pass the main entrance and enter at Entrance E.

